


COMBINED DOOR ACTIVATION AND SAFETY SENSOR

Ceiling Mounted Motion and Presence Detection



HR82C



FEATURES

- The HR82C only protrudes 6mm from the ceiling when installed.
- The sensor consists of four detection rows; each row contains six beams resulting in a high density of beams covering the floor area.
- Detection area adjustment is highly flexible; the sensing width is adjustable by using a mechanical lever, whilst sensing depth is adjustable by using dip switch settings to eliminate rows.
- Inner 2 rows have presence timer settings of 2, 15, 60 seconds and infinity (∞) to give the highest level of safety in front of the door, whilst the presence timer for the outer 2 rows can be set to 2, 15, or 60 seconds.
- The sensor's microprocessor automatically takes countermeasures against adverse conditions such as falling snow, flying insects, strong sunrays and electrical noise.
- 4-frequency setting to avoid cross interference between sensors in close proximity.
- Operation 24V AC/DC, Normal open or normal close relay available.



HR82C is ideal for installation into drop ceilings between 2 - 4m high.



The sensor body is barely visible when installed and only protrudes about 6mm from the ceiling.



**MEETING YOUR
SENSING
REQUIREMENTS**

www.hotron.com



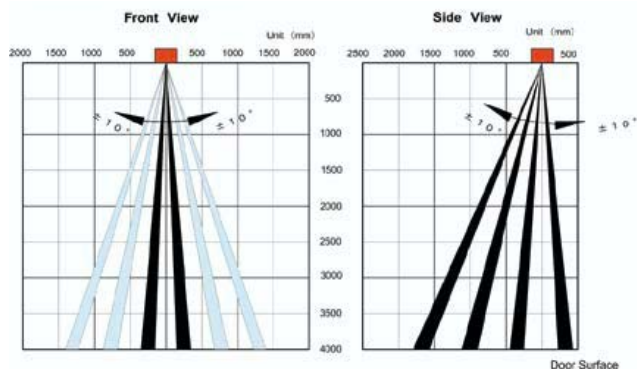


HR82C

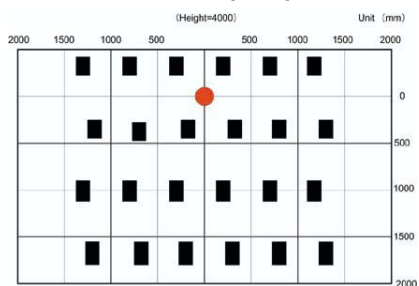


Ceiling Mounted Motion and Presence Detection

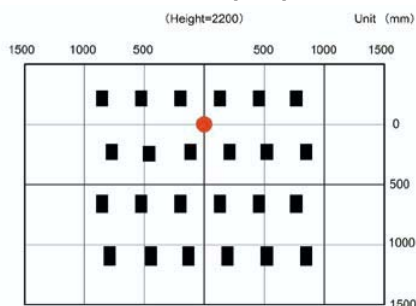
Detection Area



Plan View (Max.)



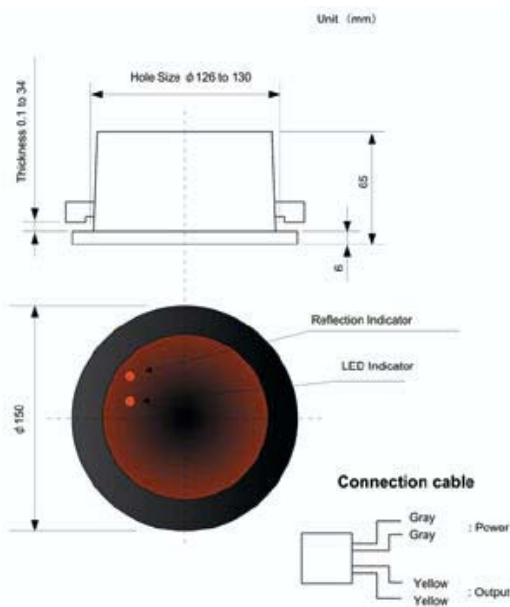
Plan View (Min.)



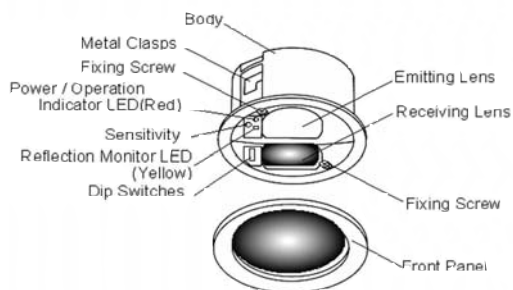
| Model | HR82C (Motion & Presence) |
|---------------------|--|
| Detection Method | Active Infrared Detection |
| Installation Height | 2000 to 4000 mm |
| Pattern Adjustments | Wide or Narrow Pattern Width (Area Masks) 1 to 4 Rows Pattern Depth (Dip Switches) Pattern Depth $\pm 10^\circ$ (Lens Unit Angle) Left / Right pattern $\pm 10^\circ$ (Lens Unit Angle) |
| Presence Timer | 2, 15, 60, sec. & ∞ $\infty = 1, 2$ Rows only (Door Side) (Out Side = 2 sec.) 2, 15, 60 = All Rows |
| Power Supply | HR82C-A: 12V AC or DC $\pm 10\%$ HR82C-B: 24V AC or DC $\pm 10\%$ |
| Power Consumption | AC : 2.5VA max. , DC : 100mA max. |
| Output Contact | Relay contact: DC50V 0.1A (Resistance Load) Yellow Cable: Close when detecting |
| Output Holding Time | Approx. 0.5 sec. |
| Indication | Power on: Red = ON Detecting: Red = OFF Self Diagnostic Function : Red = Flashing High Reflection: Yellow Normal = OFF High Reflection = ON |
| Temperature Range | -10°C to +55°C |
| Weight | Approx. 340g |
| Color | Black |
| Accessories | Connection Cable Mounting Template Area Mask Installation Instructions |

NOTE: Specifications may change without prior notice

Dimensions



Components



HOTRON IRELAND LTD.

37 Dublin Street (2nd Floor), Carlow, Ireland.
Tel: +353-(0)503-40345 · Fax: +353-(0)503-40543
URL: <http://www.hotron.com>

HOTRON CO. LTD.

1-11-26 Hyakunin-Cho Shinjuku-ku, Tokyo 169-0073, Japan.
Tel: +81-3-5330-9221 · Fax: +81-3-5330-9222
URL: <http://www.hotron.co.jp>

